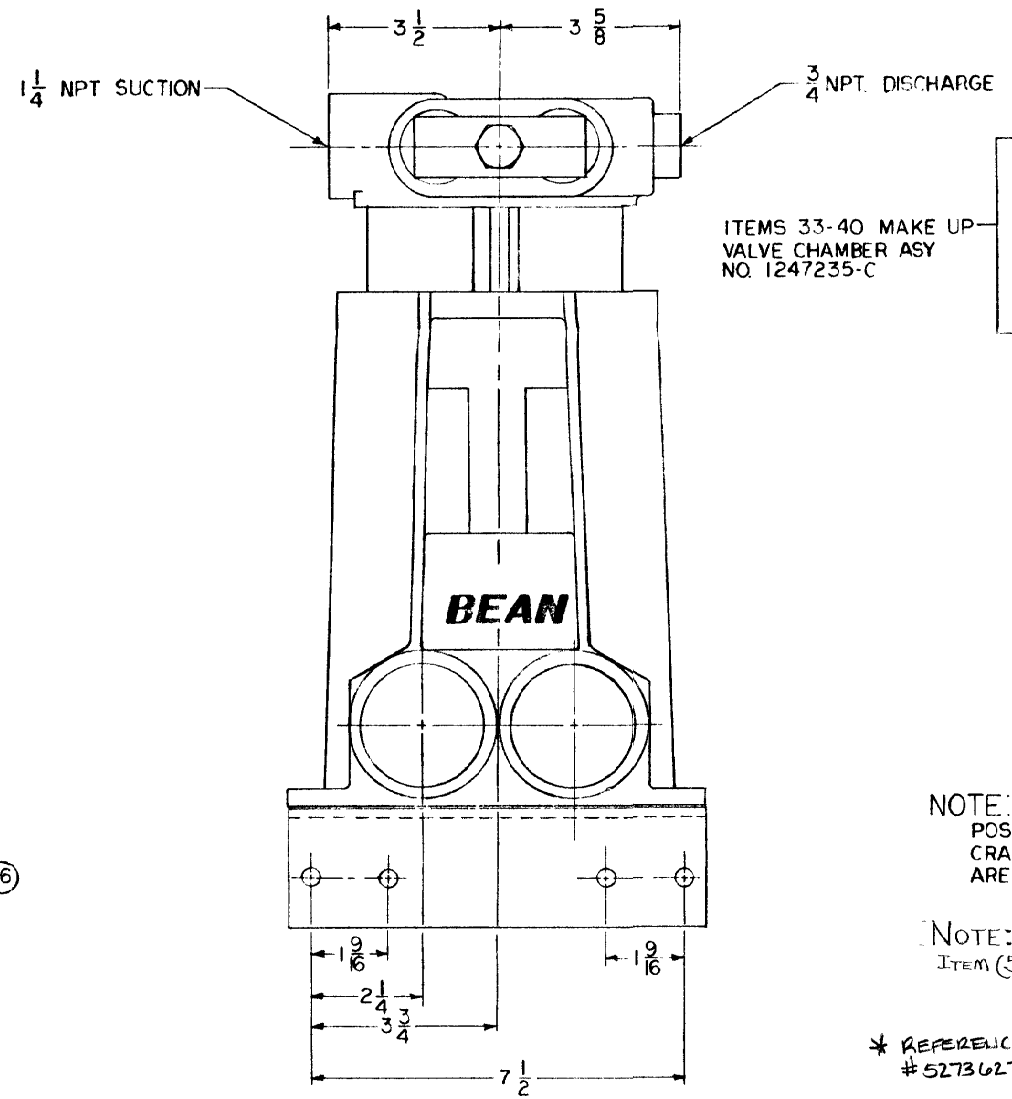
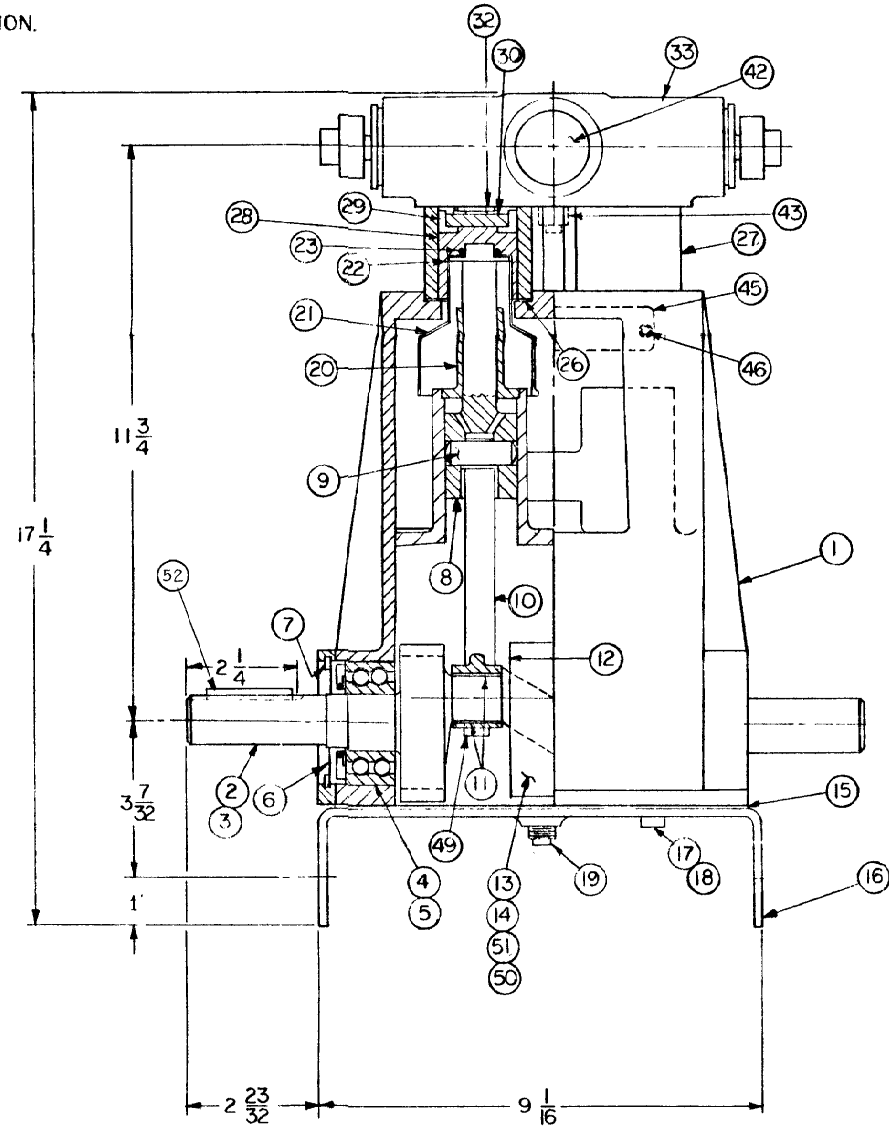
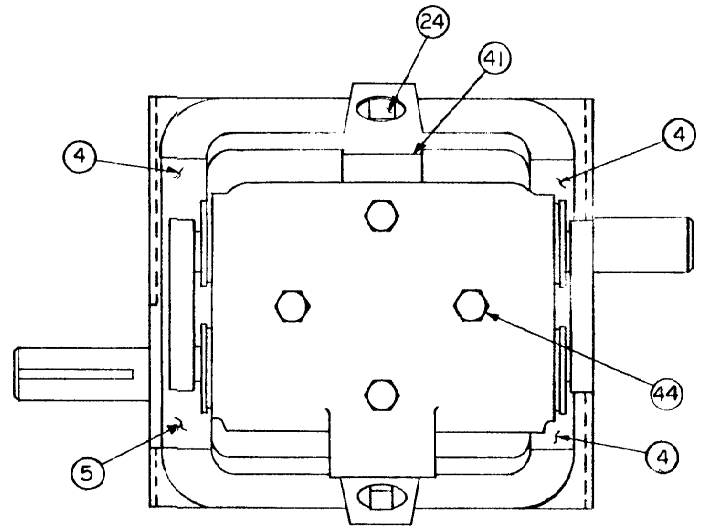


NOTES:

1. APPLY LUBRAPLATE TO CONN ROD BEARINGS, WRIST PINS, AND CROSSHEADS ITEMS 4, 5, 8, & 9
2. OIL PACKINGS (ITEM 29) BEFORE INSERTING INTO CYLINDER (ITEM 27).
3. BOLT & NUT TORQUES
 CONN ROD BOLTS 6-8 FT LBS.
 PACKING BOLTS 8-12 FT LBS
 VALVE CHAMBER BOLTS 30 FT LBS [H]
 MOUNTING BASE BOLTS 15-20 FT LBS
 VALVE COVER CLAMPS 25-30 FT LBS.
4. FILL CRANKCASE WITH OIL TO OIL PLUG.
5. TEST PUMP FOR 15 MINUTES AT 500 PSI
6. PUMP RUST PREVENTIVE SOLUTION THRU VALVE CHAMBER
7. DRAIN OIL.
8. PURGE VALVE CHAMBER WITH COMPRESSED AIR.
9. STAMP NAMEPLATE WITH THE FOLLOWING INFORMATION.

MODEL NO: EO411C PART NO: 1280831 SERIAL NO:
 INT H.P. 6.4 AT 700 PSI. 13.3 GPM 515 RPM
 CON H.P. 5.5 AT 600 PSI U.S. PATENTS 3030978



NOTE:
 POSITION CRANKS SO THAT WHEN THROWS ON ONE CRANK ARE VERTICAL, THROWS ON OTHER CRANK ARE HORIZONTAL.

NOTE:
 ITEM (52) SHOULD BE TAPED TO ITEM (2)

* REFERENCE FOR EO411 A/B SEE B.O.M. #5273627

CHANGES		ITEM NO		NO		DESCRIPTION		PART NUMBER		DWG. SIZE		P. S.	
NO	BY	NO	REV	NO	REV	NO	REV	NO	REV	NO	REV	NO	REV
1		1		1		PUMP CASE R20		1273545		D			
2		1		1		CRANKSHAFT DRIVE EO4		1273546		C			
3		1		1		CRANKSHAFT DRIVEN EO4		1273547		C			
4		3		1		BALL BRG. SINGLE ROW		1104444		A			
5		1		1		BALL BRG. DOUBLE ROW		1104508		A			
6		4		1		OIL SEAL		1101095		A			
7		4		1		RET RING		1118553		N			
8		4		1		CROSSHEAD		1216823		B			
9		4		1		WRIST PIN		1219650		A			
10		4		1		CONN ROD		1263906		B			
11		8		1		BRG INSERT		1263739		B			
12		2		1		OIL SLINGER R20		1273549		B			
13		2		1		BOLT STRIP		5261980		A			
14		4		1		HHCS #10-24 X 3/4 GR5		320502		N			
15		1		1		GASKET BASE R20		1273559		B			
16		1		1		MOUNTING BASE		1280633		C			
17		12		1		SPRING WASHER 3/8		1177455		N			
18		12		1		HHCS 3/8-16 X 3/4	C/Z	1100068		N			
19		1		1		PLUG 1/4 PIPE MAG SQHD		1101305		N			
20		4		1		SLEEVE		1218743		A			
21		4		1		UMBRELLA - BLACK		1279148		B			
22		4		1		WASHER-UMBRELLA		1269388		A			
23		4		1		O-RING		1101339		N			
24		2		1		PLUG 3/4 PIPE BLK STD		1105060		N			
25													
26		8		1		GASKET REG COVER		A 91684		A			
27		4		1		CERAMIC CYL. 1-3/8 DIA.		1249654		B			
28		4		1		PKG. HOLDER 138 CYL.		1282558		A			
29		4		1		PLUNGER PACKING		1215833		A			
30		4		1		PKG. WASHER 1-3/8		5257217		A			
31													
32		4		1		HHCS 5/16-18 X 1-1/4 SS		1284516		A			
33		1		1		VALVE CHAMBER		1247208		D			
34		8		1		VALVE SEAT		1219615		A			
35		8		1		CAGE		1219610		A			
36		8		1		VALVE & SPRING ASY.		5253499		A			
37		4		1		VALVE COVER		1219614		A			
38		12		1		O-RING		1177394		N			
39		2		1		CLAMP VALVE COVER		1255887		A			
40		2		1		HHCS 1/2-13 X 1-1/2	C/Z	1100064		N			
41		1		1		CAPLUG INT. 12		1177200		N			
42		1		1		CAPLUG INT. 17S		1177202		N			
43		1		1		PLUG 1/4 PIPE GALV STD.		1105666		N			
44		4		1		HHCS 3/8-16 X 5	C/Z	1101262		N			
45		1		1		NAMEPLATE		5262738		A			
46		2		1		TAPG #4 X 3/16 RD HD.		1187413		N			
47													
48													
49		8		1		HHCS 1/4-20 X 1 LOCK		1278439		A			
50													
51		4		1		STOP NUT #10-24 ESNA		1177576		N			
52		1		1		KEY 1/4 SQ X 1 3/4 STL. PLN.		1187577		N			

REFERENCE BILL OF MATERIAL

UNSO...
 SUP BY REV. F. / 1500570

H CHANGED TORQUE SPEC TO 30, WAS 1500	FB	2-15-90											
G MODULARIZED B.O.M.	ME	10-17-89											
F WAS 1100115	DW	8-21-85											
E ADDED 1187577	DW	9/7/82											
D WAS 1276364	DW	5-8-81											
C REDRAWN THRU C CHANGE	DW	12-16-80											
SYM	REVISIONS	BY	DATE	APPROVED									
TOTAL WEIGHT	TOTAL WELD			PAINT SPEC	DATE	12-16-80	MATERIAL						
				140066	SCALE	HALF							

FMC Corporation
 Agricultural Machinery Division
 Jonesboro, Arkansas

PUMP ASY. EO411

NC
 FILE SIZE
 D

SEE PARTS LIST

PART NO
 1280831

PARTS LIST

CHANGES	ITEM NO	NO REQ'D	DESCRIPTION	PART NUMBER	DWG SIZE	P S
	1	1	PUMP CASE R20	1273545	D	1
	2	1	CRANKSHAFT DRIVE E04	1273546	C	
	3	1	CRANKSHAFT DRIVEN E04	1273547	C	
	4	3	BALL BRG. SINGLE ROW	1104444	A	
	5	1	BALL BRG DOUBLE ROW	1104508	A	
	6	4	OIL SEAL	1101095	A	
	7	4	RET RING	1118553	N	
	8	4	CROSSHEAD	1216823	B	
	9	4	WRIST PIN	1219650	A	
	10	4	CONN ROD	1263906	B	
	11	8	BRG INSERT	1263739	B	
	12	2	OIL SLINGER R20	1273549	B	
	13	2	BOLT STRIP	5261980	A	
	14	4	HHCS #10-24 X 3/4 GR5	320502	N	
	15	1	GASKET BASE R20	1273559	B	
	16	1	MOUNTING BASE	1280633	C	
	17	12	SPRING WASHER 3/8	1177455	N	
	18	12	HHCS 3/8-16 X 3/4 C/Z	1100068	N	
	19	1	PLUG 1/4 PIPE MAG SQHD	1101305	N	
	20	4	SLEEVE	1218743	A	
	21	4	UMBRELLA - BLACK	1279148	B	
	22	4	WASHER-UMBRELLA	1269388	A	
	23	4	O-RING	1101339	N	
	24	2	PLUG 3/4 PIPE BLK STD	1105060	N	
	25					
	26	8	GASKET REG COVER	A 91684	A	
	27	4	CERAMIC CYL. 1-3/8 DIA.	1249654	B	
	28	4	PCKG. HOLDER 138 CYL.	1282558	A	
	29	4	PLUNGER PACKING	1215833	A	
	30	4	PCKG. WASHER 1-3/8	5257217	A	
	31					
	32	4	HHCS 5/16-18 X 1-1/4 SS	1284516	A	
	33	1	VALVE CHAMBER	1247208	D	
	34	8	VALVE SEAT	1219615	A	
	35	8	CAGE	1219610	A	
	36	8	VALVE & SPRING ASY.	5253499	A	
	37	4	VALVE COVER	1219614	A	
	38	12	O-RING	1177394	N	
	39	2	CLAMP VALVE COVER	1255887	A	
	40	2	HHCS 1/2-13 X 1-1/2 C/Z	1100064	N	
	41	1	CAPLUG INT. 12	1177200	N	
	42	1	CAPLUG INT 17S	1177202	N	
	43	1	PLUG 1/4 PIPE GALV STD.	1105666	N	
	44	4	HHCS 3/8-16 X 5 C/Z	1101262	N	
D	45	1	NAMEPLATE	5262738	A	
	46	2	TAPG #4 X 3/16 RD HD.	1187413	N	
	47					
	48					
	49	P	HHCS 1/4-20 X 1 LOCK	1278439	A	
	51	4	STOP NUT #10-24 ESNA	1177576	N	
E	52	1	KEY 1/4 SQ X 1 3/4 STL. PLN.	1187577	N	

REFERENCE BILL OF MATERIAL

3
4 NPT. DISCHARGEITEMS 33-40 MAKE UP
VALVE CHAMBER ASY
NO. 1247235-C